




# Crée ton mur photos Polaroid® avec Alphonse!



**Cinéma Public Films**

21 rue Médéric, 92250 La Garenne-Colombes

Rejoignez-nous sur   

**Document atelier**  
conçu par Cinéma Public Films

D'après le court-métrage  
*Tête en l'air*, de Rémi Durin, extrait  
du programme

**La colline aux  
cailloux**





## **Comment faire pour avoir le même mur photos Polaroid® que celui d'Alphonse ?**

**Rien de plus simple, il te suffit de suivre ces étapes !**

**Dégrafe toutes les pages de ce document.**

**Prends les pages 3, 5, 8 & 10 et à l'aide d'une paire de ciseaux,  
découpe les photos en suivant les lignes pointillées.**











**Tu as maintenant 24 photos devant toi.  
Il ne te reste plus qu'à les assembler dans le bon  
ordre et à les accrocher sur ton mur !**

**Bonne  
contemplation !**



10

À l'aide d'une paire de ciseaux, découpe les 6 photos ci-dessous.






3

À l'aide d'une paire de ciseaux, découpe les 6 photos ci-dessous.










4

9



8



À l'aide d'une paire de ciseaux, découpe les 6 photos ci-dessous.



5

À l'aide d'une paire de ciseaux, découpe les 6 photos ci-dessous.

6



7

